TeCHmO SaTeCH
GROUPE
Partenaire d'usinage

BISON

FIXED AND LIVE CENTRES

1 MANDRINI MANUALI E AUTOMATICI
MANUAL AND POWER CHUCKS

2 CONTROPUNTE FISSE E ROTANTI
FIXED AND LIVE CENTRES
(MANDRINI PORTAPUNTA A SERRAGGIO, BUSSOLE DI RIDUZIONE, DATI TECNICI)
(KEYLESS DRILL CHUCKS, REDUCTION SLEEVES, TECHNICAL INFO)

3 MORSE E DIVISORI
VICES AND INDEXING FIXTURES

4 MANDRINERIA
SPINDLE TOOLING

TUTTO PER IL TORNIO MANUALE
EVERYTHING FOR THE MANUAL LATHE

MANDRINO MANUALE (AUTOCENTRANTE, INDIPENDENTE, COMBINATO) 1
MANUAL CHUCK (SELF-CENTERING, INDEPENDENT, COMBINED)

TORRETTA PORTAUTENSILE A CAMBIO RAPIDO 4
QUICK-CHANGE TOOLPOST

1 **FLANGIA**
ADAPTER PLATE

CONTROPUNTE 2
CENTERS



2 ANNI DI GARANZIA
2 YEAR WARRANTY

TUTTO PER IL TORNIO CNC
EVERYTHING FOR THE CNC LATHE

2 ANNI DI GARANZIA
2 YEAR WARRANTY

TUTTO PER LA FRESA A 3 ASSI
EVERYTHING FOR THE 3-AXIS MILLING MACHINE

MANDRINERIA 4
SPINDLE TOOLING

MANDRINERIA 4
SPINDLE TOOLING

MORSE / DIVISORI 3
VICES / INDEXING FIXTURES

1 **MANDRINO (AUTOCENTRANTE, INDIPENDENTE, COMBINATO)**
MANUAL CHUCK (SELF-CENTERING, INDEPENDENT, COMBINED)

2 ANNI DI GARANZIA
2 YEAR WARRANTY

TUTTO PER LA FRESA A 5 ASSI
EVERYTHING FOR THE 5-AXIS MILLING MACHINE

2 ANNI DI GARANZIA
2 YEAR WARRANTY

CONTROPUNTE
CENTRES

CONTROPUNTE ROTANTI
REVOLVING CENTRES
CUSPIDE A 60°
WITH 60° TIP

8811 R - STANDARD
ECCENTRICITÀ MAX 0.005
MAX ECCENTRICITY 0.005

8811 R - PRECISION
ECCENTRICITÀ MAX 0.003
MAX ECCENTRICITY 0.003

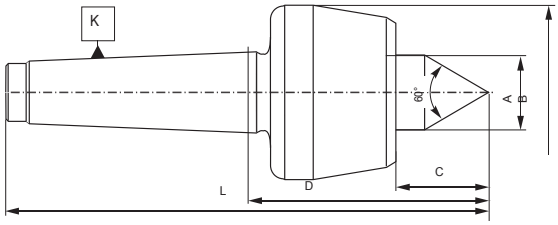

CONO MORSE MORSE TAPER	A	B	C	D	L	CARICO MAX (KG) MAX. LOAD (KG)	VELOCITÀ DI ROTAZIONE (rpm) ROTATION SPEED (rpm)
1	15	36	17	60.5	114	100	7000
2	20	45	23.5	64.5	128.5	200	7000
3	25	60	30.5	79	160	500	5000
4	32	70	40	101.5	204	800	3800
5	40	90	49.5	128	257.5	2000	3000
6	50	105	57.5	152	334	3500	2600

8812 R
ECCENTRICITÀ MAX 0.005
MAX ECCENTRICITY 0.005

CORPO CON DIAMETRO MINORE
SMALLER BODY DIAMETER

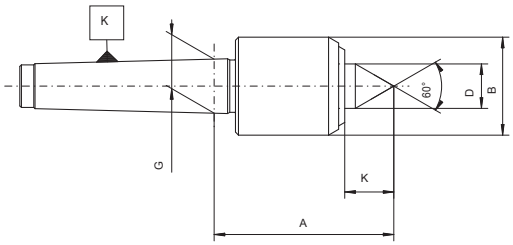

CONO MORSE MORSE TAPER	A	B	D	G	K	CARICO MAX (KG) MAX. LOAD (KG)	VELOCITÀ DI ROTAZIONE (rpm) ROTATION SPEED (rpm)
2	62	32	15	17,780	18	200	7000
3	62	34	15	23,825	18	400	7000
4	75.5	42	20	31,267	25	800	6300
5	104	58	30	44,399	34	1600	4300
6	143	80	42	63,348	49	3500	3000

CONTROPUNTE ROTANTI
REVOLVING CENTRES
CON PUNTA PROLUNGATA
WITH ELONGATED TIP

8814 R
ECCENTRICITÀ MAX 0.005
MAX ECCENTRICITY 0.005

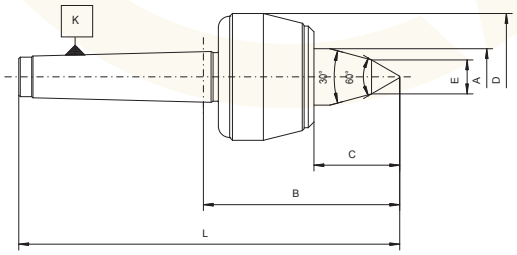

CONO MORSE MORSE TAPER	A	B	C	D	J	L	CARICO MAX (KG) MAX. LOAD (KG)	VELOCITÀ DI ROTAZIONE (rpm) ROTATION SPEED (rpm)
1	15	66,5	23	36	9	120	80	7000
2	20	74.5	33.5	45	10	138.5	140	7000
3	25	92	43.5	60	12	173	400	5000
4	32	133.5	52	70	14	216	500	3800
5	40	144.3	65.5	90	16	272.8	1200	3000
6	50	170.5	77.5	105	18	352.5	2500	2600

8813 R
ECCENTRICITÀ MAX 0.008
MAX ECCENTRICITY 0.008

CORPO CON DIAMETRO MINORE
SMALLER BODY DIAMETER

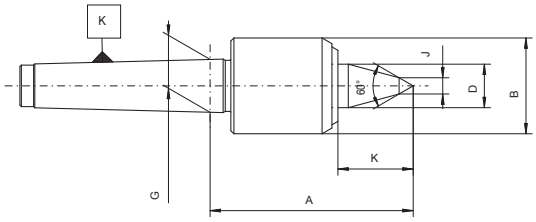

CONO MORSE MORSE TAPER	A	B	C	D	J	L	CARICO MAX (KG) MAX. LOAD (KG)	VELOCITÀ DI ROTAZIONE (rpm) ROTATION SPEED (rpm)
2	15	73	29	32	10	137	170	7000
3	15	75	31	31	11	156	340	7000
4	20	88.5	38	38	13	191	700	6300
5	30	120.5	51.5	51.5	14	250	1400	4300
6	42	163.5	71	71	18	346	3000	3000

CONTROPUNTE ROTANTI
REVOLVING CENTRES
AD ALTA VELOCITÀ, CON PUNTA PROLUNGATA
HIGH SPEED, WITH ELONGATED TIP

8814 NC - PRECISION
ECCENTRICITÀ MAX 0.005
MAX ECCENTRICITY 0.005

8814 NC - STANDARD
ECCENTRICITÀ MAX 0.010
MAX ECCENTRICITY 0.010

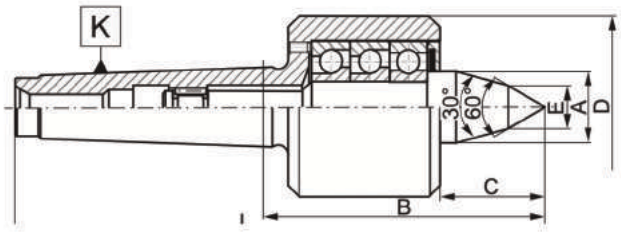

CONO MORSE MORSE TAPER	A	B	C	D	E	L	CARICO MAX (KG) MAX. LOAD (KG)	VELOCITÀ DI ROTAZIONE (rpm) ROTATION SPEED (rpm)
4	28	118.5	49	70	14	221	1000	7000
5	40	150.5	67.5	95	16	280	2000	6000

8815 NC
ECCENTRICITÀ MAX 0.005
MAX ECCENTRICITY 0.005

CON GHIERA DI ESTRAZIONE
WITH EXTRACTION RING NUT

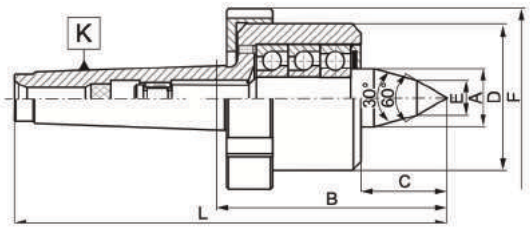

CONO MORSE MORSE TAPER	A	B	C	D	E	F	L	CARICO MAX (KG) MAX. LOAD (KG)	VELOCITÀ DI ROTAZIONE (rpm) ROTATION SPEED (rpm)
4	28	118.5	49	70	14	82	221	1000	7000
5	40	150.5	67.5	95	16	110	280	2000	6000

CONTROPUNTE ROTANTI
REVOLVING CENTRES
CON COMPENSAZIONE RADIALE
WITH RADIAL COMPENSATION

8823
ECCENTRICITÀ MAX 0.003
MAX ECCENTRICITY 0.003

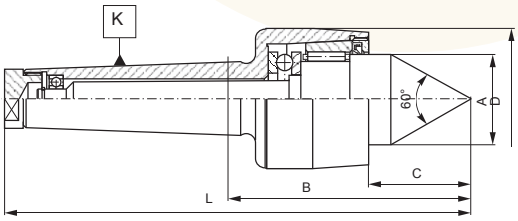

CONO MORSE MORSE TAPER	A	B	C	D	L	CARICO MAX (KG) MAX. LOAD (KG)	VELOCITÀ DI ROTAZIONE (rpm) ROTATION SPEED (rpm)
2	24	73	26.5	44	137.5	100	8000
3	28	85	32.5	48	166	200	6000
4	38	94.5	43.5	60	196.5	400	4500
5	50	116.5	55.5	75	246	650	4000
6	60.5	135	62.5	90	317	1400	3000

8824
ECCENTRICITÀ MAX 0.015
MAX ECCENTRICITY 0.015

CON PUNTA PROLUNGATA
WITH ELONGATED TIP

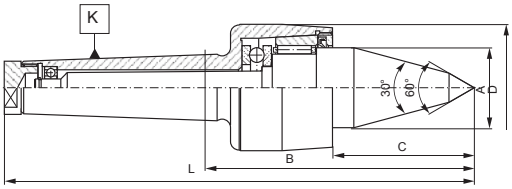

CONO MORSE MORSE TAPER	A	B	C	D	L	CARICO MAX (KG) MAX. LOAD (KG)	VELOCITÀ DI ROTAZIONE (rpm) ROTATION SPEED (rpm)
2	24	85	38.5	44	149.5	90	8000
3	28	100	47.5	48	181	180	6000
4	38	117.5	66.5	60	219.5	350	4500
5	50	147.5	86.5	75	277	600	4000
6	60.5	167	94.5	90	349	1300	3000

CONTROPUNTE ROTANTI
REVOLVING CENTRES
PER APPLICAZIONI PESANTI
HEAVY DUTY

8811 - STANDARD
ECCENTRICITÀ MAX 0.008
MAX ECCENTRICITY 0.008

8811 - PRECISION
ECCENTRICITÀ MAX 0.003
MAX ECCENTRICITY 0.003

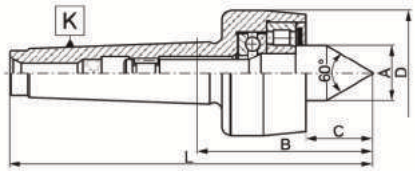

CONO MORSE MORSE TAPER	A	B	C	D	L	CARICO MAX (KG) MAX. LOAD (KG)	VELOCITÀ DI ROTAZIONE (rpm) ROTATION SPEED (rpm)
1	15	49.5	17	38	103	100	5000
2	18	56.5	21.5	40	120.5	180	5000
3	25	75	27.5	56	156	450	4000
4	32	85	33.5	64	187	1000	3000
5	40	108	44	85	237	1900	2500
6	62.4	151.5	64	130	333.5	3700	2000
7	75	196.5	73.5	150	447	9500	1000

8810 - STANDARD
ECCENTRICITÀ MAX 0.008
MAX ECCENTRICITY 0.008

8810 - PRECISION
ECCENTRICITÀ MAX 0.003
MAX ECCENTRICITY 0.003

CON PUNTA IN METALLO DURO
WITH HARDENED METAL TIP

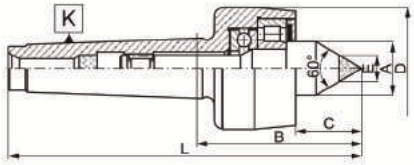

CONO MORSE MORSE TAPER	A	B	C	D	E	L	CARICO MAX (KG) MAX. LOAD (KG)	VELOCITÀ DI ROTAZIONE (rpm) ROTATION SPEED (rpm)
1	15	49.5	17	38	7	103	60	5000
2	18	56.5	21.5	40	7	120.5	120	5000
3	25	75	27.5	56	11	156	320	4000
4	32	85	33.5	64	14	187	500	3000
5	40	108	44	85	18	237	1250	2500
6	62.4	151.5	64	130	18	333.5	2200	2000

CONTROPUNTE ROTANTI
REVOLVING CENTRES
PER APPLICAZIONI PESANTI
HEAVY DUTY

8809 - STANDARD
ECCENTRICITÀ MAX 0.008
MAX ECCENTRICITY 0.008

8809 - PRECISION
ECCENTRICITÀ MAX 0.003
MAX ECCENTRICITY 0.003

CON PUNTA FORATA CENTRALMENTE
WITH HOLLOW TIP

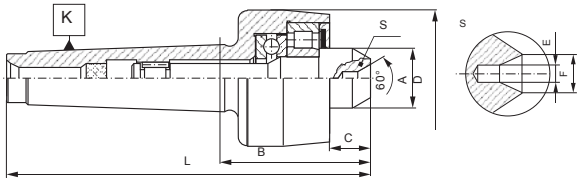

CONO MORSE MORSE TAPER	A	B	C	D	E	F	L	CARICO MAX (KG) MAX. LOAD (KG)	VELOCITÀ DI ROTAZIONE (rpm) ROTATION SPEED (rpm)
1	15	44	11.5	38	2.5	4.2	97.5	50	5000
2	18	52	16	40	2.5	5.3	115	100	5000
3	25	66	18.5	56	4	8.5	147	200	4000
4	32	71	19.5	64	6,3	13.2	173	400	3000
5	40	94.5	31	85	6.3	13.2	224	1000	2500
6	62.4	131	44	130	10	21.2	313	2000	2000

8814 - STANDARD
ECCENTRICITÀ MAX 0.008
MAX ECCENTRICITY 0.008

8814 - PRECISION
ECCENTRICITÀ MAX 0.003
MAX ECCENTRICITY 0.003

CON PUNTA PROLUNGATA
WITH ELONGATED TIP

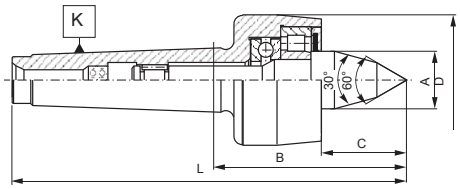

CONO MORSE MORSE TAPER	A	B	C	D	L	CARICO MAX (KG) MAX. LOAD (KG)	VELOCITÀ DI ROTAZIONE (rpm) ROTATION SPEED (rpm)
2	18	64.5	29.5	40	128.5	230	5000
3	25	88	40.5	56	169	380	4000
4	32	103	51.5	64	205	850	3000
5	40	130	66	85	259	1600	2500
6	62.4	178	92	130	360.5	3150	2000

CONTROPUNTE ROTANTI
REVOLVING CENTRES

PER APPLICAZIONI PESANTI, CON GHIERA DI ESTRAZIONE
HEAVY DUTY, WITH EXTRACTION RING NUT

8815 - STANDARD

ECCENTRICITÀ MAX 0.008

MAX ECCENTRICITY 0.008



8815 - PRECISION

ECCENTRICITÀ MAX 0.003

MAX ECCENTRICITY 0.003

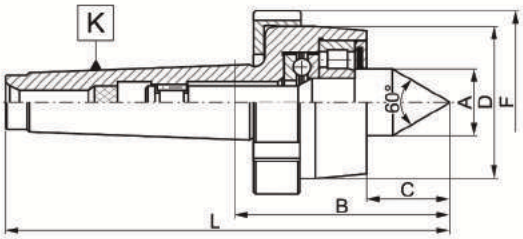

CONO MORSE MORSE TAPER	A	B	C	D	F	L	CARICO MAX (KG) MAX. LOAD (KG)	VELOCITÀ DI ROTAZIONE (rpm) ROTATION SPEED (rpm)
1	15	49.5	17	38	50	103	100	5000
2	18	56.5	21.5	40	52	120.5	180	5000
3	25	75	27.5	56	68	156	450	4000
4	32	85	33.5	64	76	187	1000	3000
5	40	108	44	85	100	237	1900	2500
6	62.4	151.5	64	130	150	333.5	3700	2000

8816 - STANDARD

ECCENTRICITÀ MAX 0.008

MAX ECCENTRICITY 0.008

CON PUNTA IN METALLO DURO
WITH HARDENED METAL TIP

8816 - PRECISION

ECCENTRICITÀ MAX 0.003

MAX ECCENTRICITY 0.003

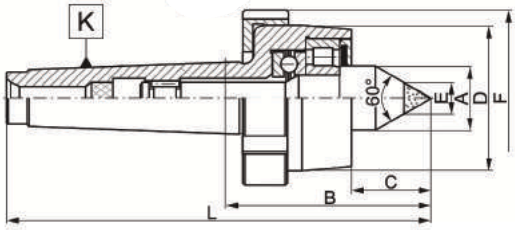

CONO MORSE MORSE TAPER	A	B	C	D	E	F	L	CARICO MAX (KG) MAX. LOAD (KG)	VELOCITÀ DI ROTAZIONE (rpm) ROTATION SPEED (rpm)
1	15	49.5	17	38	50	7	103	60	5000
2	18	56.5	21.5	40	52	7	120.5	120	5000
3	25	75	27.5	56	68	11	156	300	4000
4	32	85	33.5	64	76	14	187	500	3000
5	40	108	44	85	100	18	237	1250	2500
6	62.4	151.5	64	130	150	18	333.5	2000	2000

CONTROPUNTE ROTANTI
REVOLVING CENTRES
PER TUBI
FOR TUBES

8825
ECCENTRICITÀ MAX 0.008
MAX ECCENTRICITY 0.008

CONO TRONCATO 60°
TRUNCATED 60° POINT

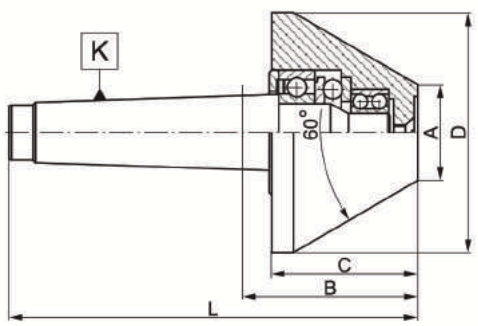

CONO MORSE MORSE TAPER	A	B	C	D	L	CARICO (KG) LOAD (KG)	VELOCITÀ (rpm) SPEED (rpm)
1	20	40.5	35	50	94	100	5000
2	30	41.5	35	60	105.5	180	5000
2	30	59	53	80	123	300	4500
3	30	59	53	80	140	350	4500
3	40	67	61	100	148	550	3000
3	50	76	70	120	157	600	3000
4	40	68.5	61	100	171	600	3000
4	50	77.5	70	120	180	700	3000
4	70	77.5	70	140	180	700	3000
5	50	77.5	70	120	207	750	3000
5	100	77.5	70	170	207	750	2000
6	180	116	107	292	298	2000	1000

8882
ECCENTRICITÀ MAX 0.05
MAX ECCENTRICITY 0.05

CONO TRONCATO 75°
TRUNCATED 75° POINT

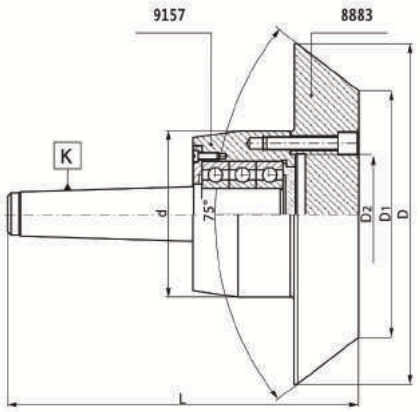

CONO MORSE MORSE TAPER	d	D	D_1	D_2	L	CARICO (KG) LOAD (KG)	VELOCITÀ (rpm) SPEED (rpm)
3	80	150	95	56	180	700	4000
3	80	200	145	56	180	700	4000
4	100	150	95	70	206	1000	3500
4	100	200	145	70	206	1000	3500
4	100	250	195	70	206	1000	3500
4	125	200	145	95	215	1500	3200
4	125	250	195	95	215	1500	3200
4	125	300	245	95	215	1500	3200
5	125	200	145	95	242	1500	3200
5	125	250	195	95	242	1500	3200
5	125	300	245	95	242	1500	3200
5	160	250	195	125	245	1800	3000
5	160	300	245	125	245	1800	3000

KIT 1 - CONTROPUNTA ROTANTE E CUSPIDI INTERCAMBIABILI
KIT 1 - LIVE CENTRE AND INTERCHANGEABLE INSERTS

8831-KPL

8831

CONTROPUNTA E RICAMBI DISPONIBILI ANCHE SINGOLARMENTE
CENTRE AND SPARE PARTS ALSO AVALAIBLE INDIVIDUALLY

CONO MORSE DA 2 A 6
MORSE TAPER 2 TO 6

INCLUSO NEL KIT
INCLUDED IN THE KIT

8841

8842

8843

8844

8845

8846

8847

KIT 2 - CONTROPUNTA ROTANTE E CUSPIDI INTERCAMBIABILI

KIT 2 - LIVE CENTRE AND INTERCHANGEABLE INSERTS

8832-KPL

CONO MORSE DA 2 A 6
MORSE TAPER 2 TO 6

8832

CONTROPUNTA E RICAMBI DISPONIBILI ANCHE SINGOLARMENTE
CENTRE AND SPARE PARTS ALSO AVALAIBLE INDIVIDUALLY

INCLUSO NEL KIT
INCLUDED IN THE KIT

8848

8849

8850

8851

8852

8853

8854

8855

DATI TECNICI
TECHNICAL INFO

DURATA DEI CUSCINETTI: 2000 ORE
BEARINGS LIFESPAN: 2000 HOURS

CARICO RADIALE
RADIAL LOAD

CARICO ASSIALE
AXIAL LOAD

8811 R

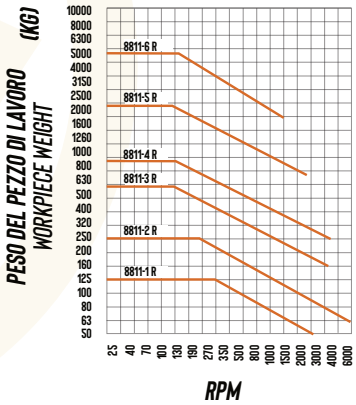

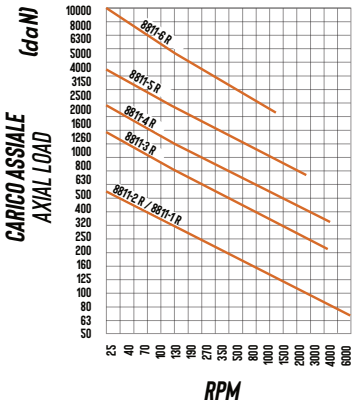

8812 R

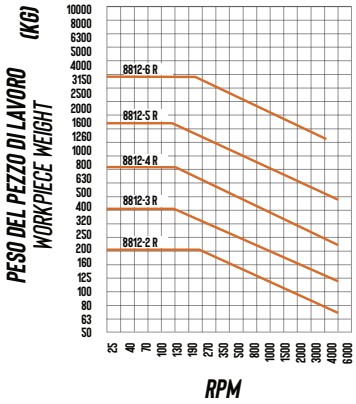

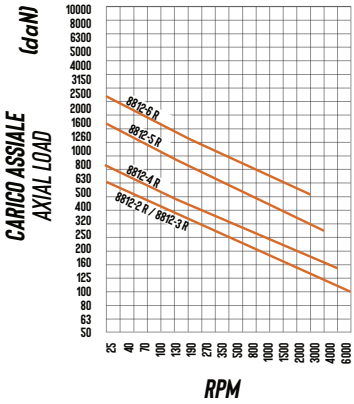

8814 R

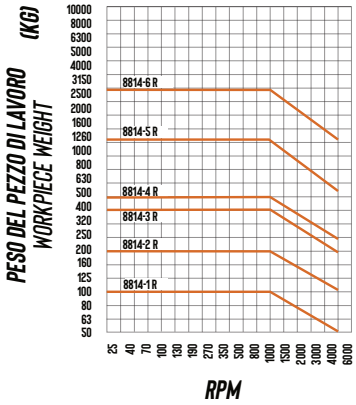

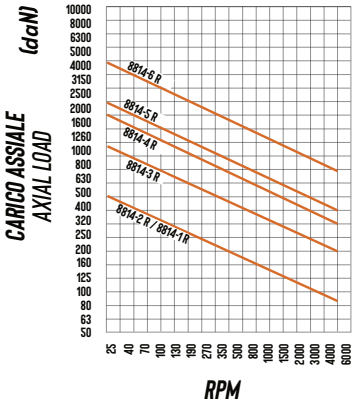

8813 R

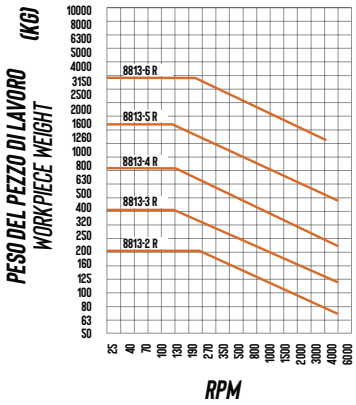

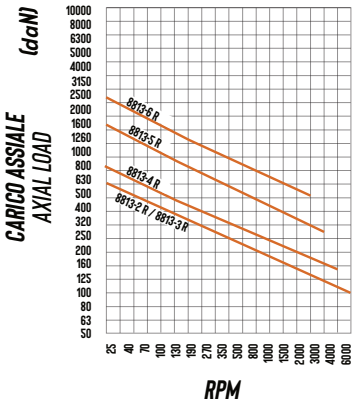

DATI TECNICI
TECHNICAL INFO

DURATA DEI CUSCINETTI: 2000 ORE
BEARINGS LIFESPAN: 2000 HOURS

CARICO RADIALE
RADIAL LOAD

CARICO ASSIALE
AXIAL LOAD

8814 NC

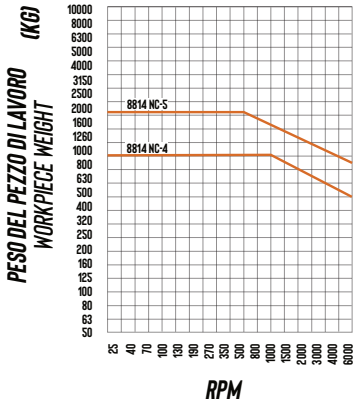

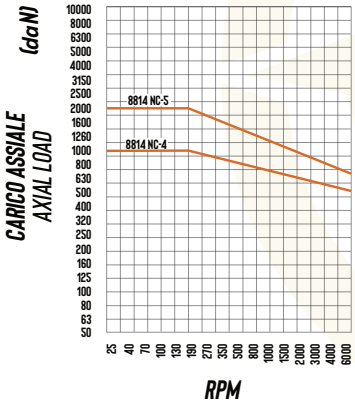

8815 NC

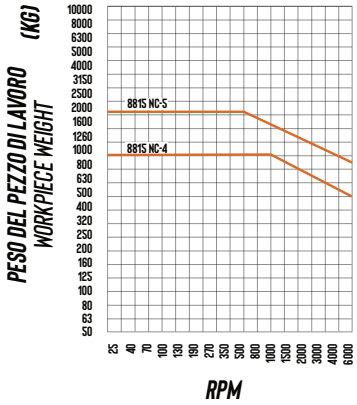

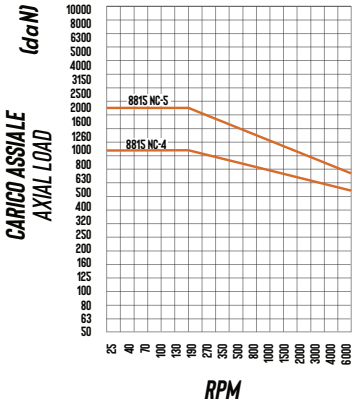

8823

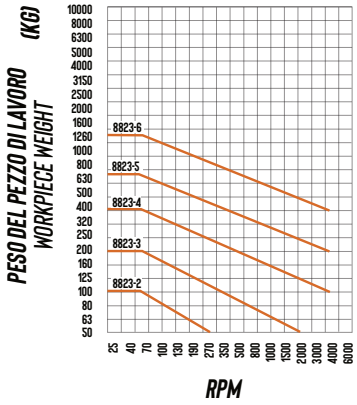

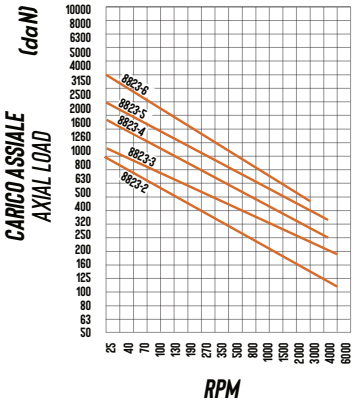

8824

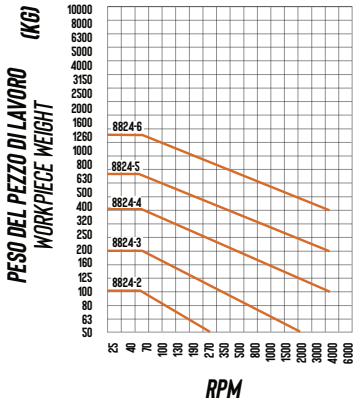

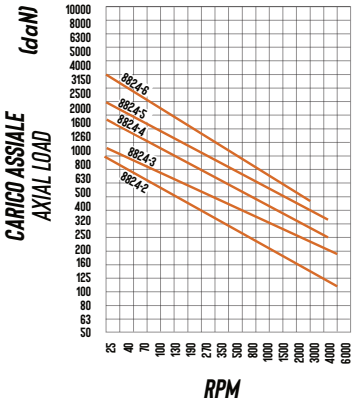

DATI TECNICI
TECHNICAL INFO

DURATA DEI CUSCINETTI: 2000 ORE
BEARINGS LIFESPAN: 2000 HOURS

CARICO RADIALE
RADIAL LOAD

CARICO ASSIALE
AXIAL LOAD

8811

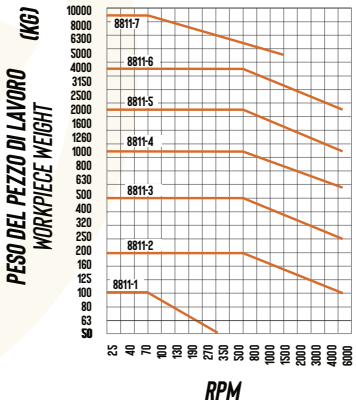

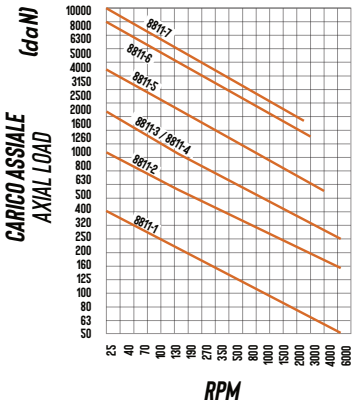

8810

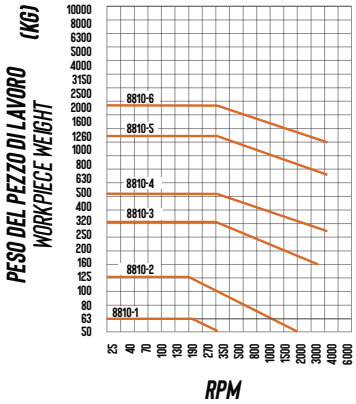

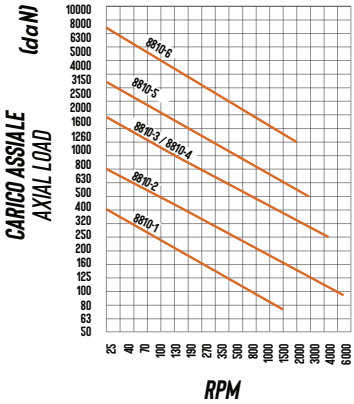

8809

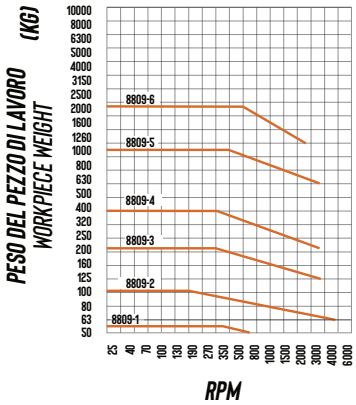

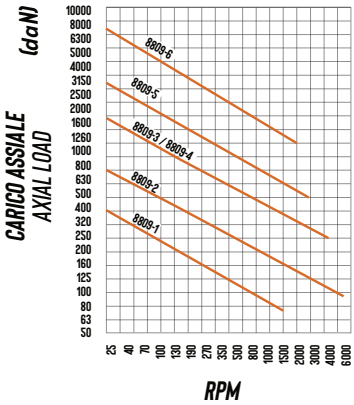

8814

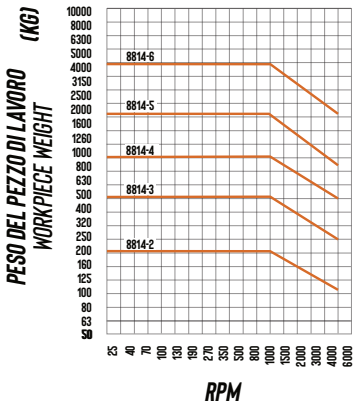

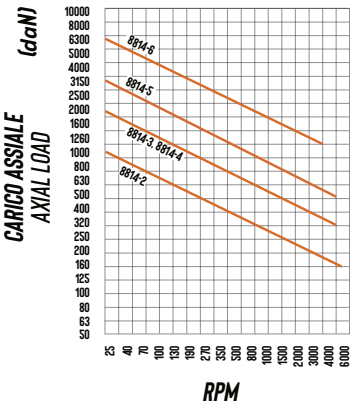

DATI TECNICI
TECHNICAL INFO

DURATA DEI CUSCINETTI: 2000 ORE
BEARINGS LIFESPAN: 2000 HOURS

CARICO RADIALE
RADIAL LOAD

CARICO ASSIALE
AXIAL LOAD

8815

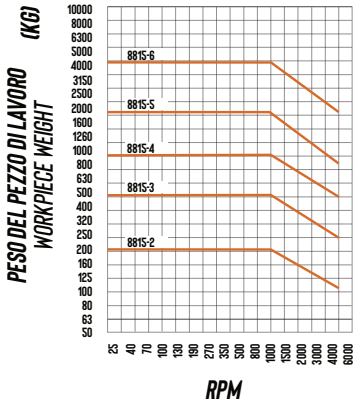

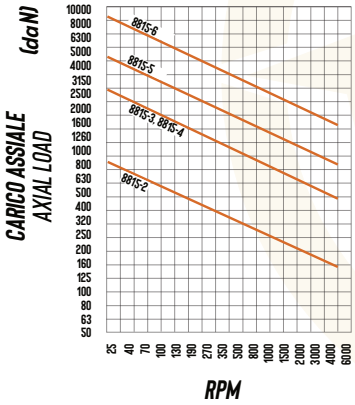

8816

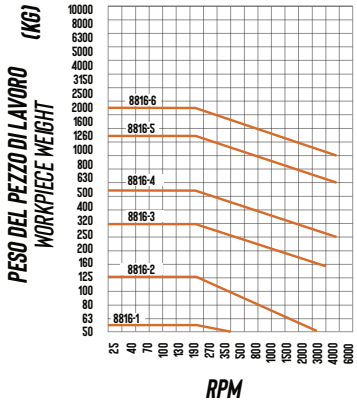

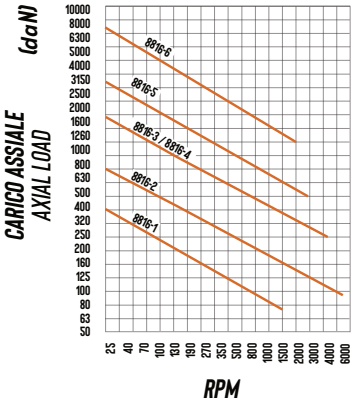

8831

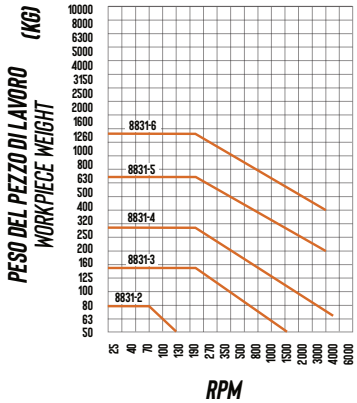

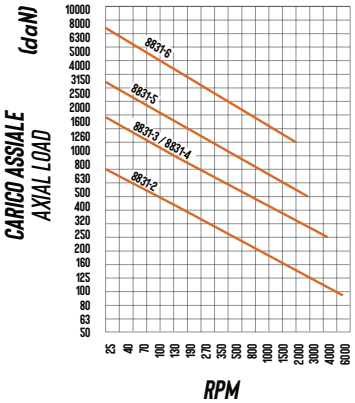

8832

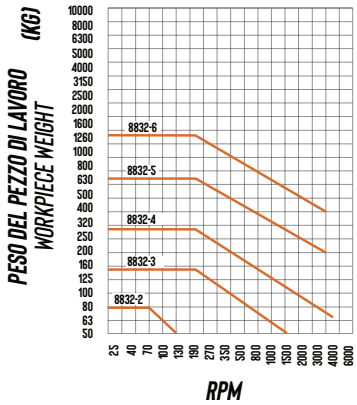

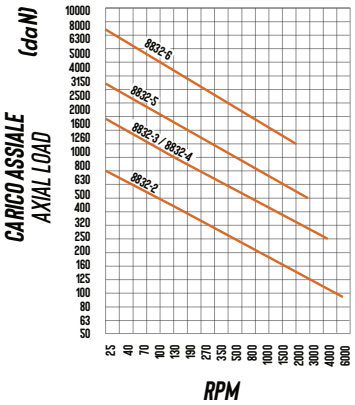

CONTROPUNTE FISSE
FIXED CENTRES
CON CUSPIDE A 60°
WITH 60° TIP

8712

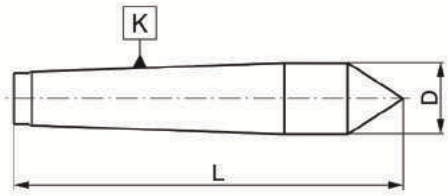

CONO MORSE MORSE TAPER	L	D
0	70	9.2
1	80	12.2
2	100	18
3	125	24.1
4	160	31.6
5	200	44.7
6	270	63.8
7	360	83.5

8711
PUNTA IN METALLO DURO
HARDENED METAL TIP

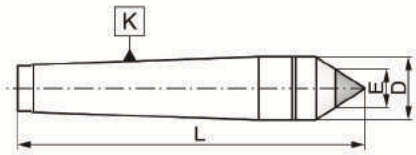

CONO MORSE MORSE TAPER	L	D	E
0	70	9.2	5
1	80	12.2	7
2	100	18	7
3	125	24.1	11
4	160	31.6	14
5	200	44.7	18
6	270	63.8	18

CONTROPUNTE FISSE
FIXED CENTRES
CUSPIDE A 60°, CON SEDE CHIAVE
60° TIP, WITH WRENCH SLOT

8720

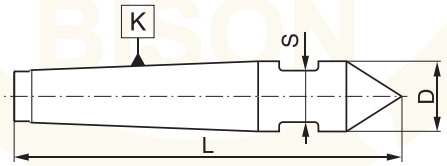

CONO MORSE MORSE TAPER	L	D	S
0	78	9.2	7
1	90	12.2	10
2	112	18	13
3	138	24.1	19
4	175	31.6	24
5	217	44.7	36
6	290	63.8	55

8721
PUNTA IN METALLO DURO
HARDENED METAL TIP

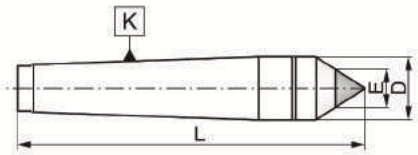

CONO MORSE MORSE TAPER	L	D	E	S
0	78	9.2	5	7
1	90	12.2	7	10
2	112	18	7	13
3	138	24.1	11	19
4	175	31.6	14	24
5	217	44.7	18	36
6	290	63.8	18	55

CONTROPUNTE FISSE
FIXED CENTRES
CON CUSPIDE A 60° E GHIERA DI ESTRAZIONE
WITH 60° TIP AND EXTRACTION RING NUT

8725

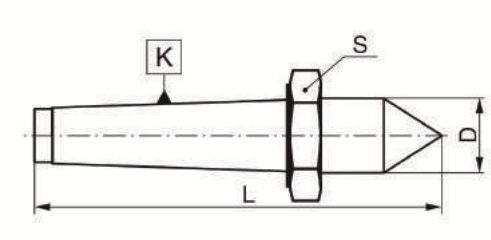

CONO MORSE MORSE TAPER	L	D	S
0	78	9.2	19
1	90	12.2	24
2	112	18	32
3	138	24.1	41
4	175	31.6	55
5	217	44.7	75
6	290	63.8	100

8726
PUNTA IN METALLO DURO
HARDENED METAL TIP

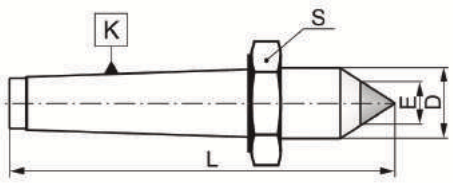

CONO MORSE MORSE TAPER	L	D	E	S
0	78	9.2	5	19
1	90	12.2	7	24
2	112	18	7	32
3	138	24.1	11	41
4	175	31.6	14	55
5	217	44.7	18	75
6	290	63.8	18	100

CONTROPUNTE FISSE
FIXED CENTRES
CUSPIDE A 60° SCARICATA
60° HALF TIP

8730

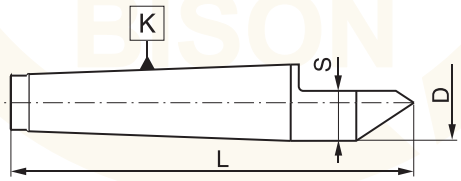

CONO MORSE MORSE TAPER	L	D	S
0	70	9.2	5.6
1	80	12.2	7.6
2	100	18	11
3	125	24.1	15
4	160	31.6	20.8
5	200	44.7	29.3
6	270	63.8	42,6

8731
PUNTA IN METALLO DURO
HARDENED METAL TIP

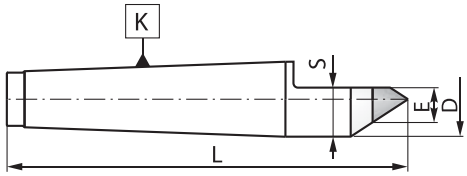

CONO MORSE MORSE TAPER	L	D	E	S
0	70	9.2	5	7,8
1	80	12.2	7	10.3
2	100	18	7	13
3	125	24.1	11	18.3
4	160	31.6	14	23.5
5	200	44.7	18	32
6	270	63.8	18	41.7

CONTROPUNTE FISSE
FIXED CENTRES
CUSPIDE A 60° FORATA INTERNAMENTE
60° TIP WITH HOLLOW POINT

8735

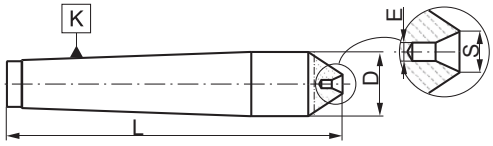

CONO MORSE MORSE TAPER	L	D	E	S
0	66	9.2	1	2.12
1	74	12.2	1.6	3.35
2	94	18	2.5	5.3
3	115	24.1	4	8.5
4	146	31.6	6.3	13.2

8740
CUSPIDE SCARICATA
HALF TIP

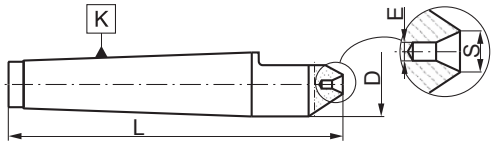

CONO MORSE MORSE TAPER	L	D	E	S
0	66	9.2	1	2.2
1	74	12.2	1.6	3.35
2	94	18	2.5	5.3
3	115	24.1	4	8.5

MANDRINI PORTAPUNTA
DRILL CHUCKS
A SERRAGGIO SENZA CHIAVE
KEYLESS

5133
PER USO INDUSTRIALE E CNC
FOR INDUSTRIAL AND CNC USE

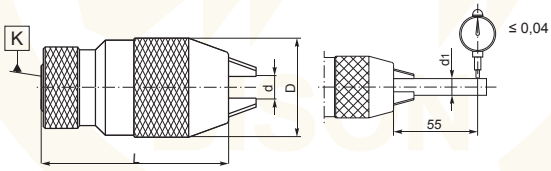

PRECISION
ECCENTRICITÀ MAX 0.04
MAX ECCENTRICITY 0.04

STANDARD
ECCENTRICITÀ MAX 0.15
MAX ECCENTRICITY 0.15

d max	K	CAMPO DI SERRAGGIO CLAMPING RANGE	D	L	d_1
10	B12	0.5 - 10	43	84	6; 10
10	J2	0.5 - 10	43	84	6; 11
10	J33	0.5 - 10	43	84	6; 12
13	B12	1 - 13	50	95	6; 13
13	B16	1 - 13	50	95	6; 14
13	J2	1 - 13	50	95	6; 15
13	J6	1 - 13	50	95	6; 16
13	J33	1 - 13	50	95	6; 17
16	B16	3 - 16	58	103	6; 16
16	B18	3 - 16	58	109	6; 17
16	J6	3 - 16	58	103	6; 18
16	J3	3 - 16	58	109	6; 19

5134
PER USO INDUSTRIALE
FOR INDUSTRIAL USE

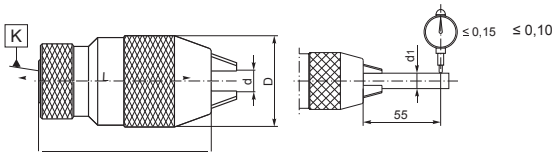

d max	K	CAMPO DI SERRAGGIO CLAMPING RANGE	D	L	d_1
10	B12	0.5 - 10	40	85.5	6; 10
10	B16	0.5 - 10	40	85.5	6; 10
10	½" - 20	0.5 - 10	40	94.5	6; 10
13	B12	1 - 13	43	84.5	6; 13
13	B16	1 - 13	43	84.5	6; 13
13	3/8" - 24	1 - 13	43	93.5	6; 13
13	½" - 20	1 - 13	43	93.5	6; 13
16	B16	3 - 16	50	94.5	6; 16
16	B18	3 - 16	50	100.5	6; 16
16	½" - 20	3 - 16	50	103.5	6; 16
16	5/8" - 16	1 - 13	50	103.5	6; 16

ATTACCHI PER MANDRINO PORTAPUNTA
DRILL CHUCK MANDRELS
CON TENONE
WITH TANG

5361
DIN 238

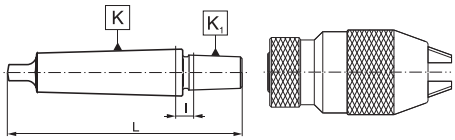

CONO MORSE MORSE TAPER	K1 DIN	L	l
1	B10	86	6
1	B12	89	5
1	B16	99	8
1	B18	107	8
1	B18V	97	8
2	B10	105	12
2	B12	106	9
2	B16	112	8
2	B18	119	7
2	B18V	108.5	6.5
2	B22	130	9.5
3	B10	121	9
3	B12	127	11
3	B16	134	11
3	B18	140	9

CONO MORSE MORSE TAPER	K1 DIN	L	l
3	B18V	132	11
3	B22	147	17.5
3	B24	157	17.5
4	B12	152.5	13
4	B16	158	11.5
4	B18	166.5	12
4	B18V	159	14.5
4	B22	176	13
4	B24	186	13
5	B12	186.5	15
5	B16	193	14.5
5	B18	200.5	14
5	B18V	191	14.5
5	B22	208.5	13.5
5	B24	221	16

5362
JACOBS

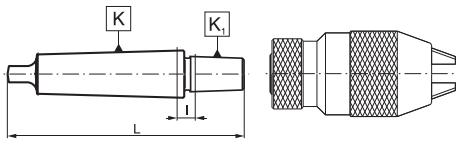

CONO MORSE MORSE TAPER	K1 JACOBS	L	l
1	J0	80.5	7.4
1	J1	83.8	5.1
1	J2	90.5	6.3
1	J3	100.5	7.5
1	J33	95	7.6
1	J6	95	7.6
2	J0	95.5	9.5
2	J1	102.5	9.8
2	J2	106	8.8
2	J3	112.5	6.5
2	J33	107	6.6
2	J4	128.5	11.4
2	J6	107	6.6
3	J1	120.5	9.8
3	J2	127	10.8
3	J3	131.5	6.5

CONO MORSE MORSE TAPER	K1 JACOBS	L	l
3	J33	126	6.6
3	J4	146	10
3	J5	153	11.4
3	J6	129	9.6
4	J2	151.5	11.8
4	J3	160.5	12
4	J33	155	12
4	J4	170	10.4
4	J5	175.5	10.4
4	J6	155	12
5	J3	193.5	12.5
5	J33	189.5	14.6
5	J4	203.5	11.4
5	J5	209.5	12.4
5	J6	187	12.1

BUSSOLE DI RIDUZIONE
REDUCTION SLEEVES
PER UTENSILI CON CONO MORSE
FOR TOOLS WITH MORSE TAPER SHANK

1751
COMPLETAMENTE TEMPRATA
COMPLETELY HARDENED

1754
CON GHIERA DI ESTRAZIONE
WITH EXTRACTION RING NUT

1752
TENONE TEMPRATO
HARDENED TANG

1774
PER UTENSILI CON FORO FILETTATO
FOR TOOLS WITH DRAWBAR THREAD

1770
COMPLETAMENTE TEMPRATA
COMPLETELY HARDENED

1775
PER UTENSILI CON TENONE
FOR TOOLS WITH TANG

APPLICATION

AUTOMOTIVE

AEROSPACE INDUSTRY

MEDICAL INDUSTRY

MECHANICAL ENGINEERING

BISON

STEEL CONSTRUCTION

RAILWAY

TOOL & MOLD PRODUCTION

POWER GENERATION

PER ULTERIORI INFORMAZIONI SUI PRODOTTI PRESENTI NELLA NOSTRA GAMMA, ED OTTENERE I DISEGNI TECNICI, VI PREGHIAMO DI RICHIEDERE IL CATALOGO COMPLETO AL VOSTRO REFERENTE BISON DI FIDUCIA.

FOR FURTHER INFO REGARDING PRODUCTS IN OUR RANGE, AND TO OBTAIN THE TECHNICAL DRAWINGS, WE KINDLY ASK YOU TO REQUEST THE COMPLETE CATALOGUE TO YOUR TRUSTED BISON REPRESENTATIVE.

NOTES

COPYRIGHT © 2021 BISON ITALIA SRL - ALL RIGHTS RESERVED

ERRORI TIPOGRAFICI O DI STAMPA RILASCIATI DA SOCIETÀ DEL GRUPPO BISON SONO SOGGETTI A CORREZIONE SENZA ALCUNA RESPONSABILITÀ DA PARTE DEL GRUPPO BISON.

TYPOGRAPHICAL OR PRINTING ERRORS ISSUED BY SUBSIDIARES OF BISON GROUP SHALL BE SUBJECT TO CORRECTION WITHOUT ANY LIABILITY ON THE PART OF THE BISON GROUP.

BISON ITALIA SRL

VIA DELLE ARTI 10
40023 - CASTEL GUELFO (BO)
ITALY

+39 0542-1890365
INFO@BISON-BIAL.IT

1 1. MANDRINI MANUALI E AUTOMATICI

2 2. CONTROPUNTE FISSE E ROTANTI

3 3. MORSE E DIVISORI

4 4. MANDRINERIA

TECHMO
30 rue de Montaran
45400 FLEURY LES AUBRAIS
commercial.techmo@techmo.fr
02 38 61 48 10
02 38 84 39 63

TECHMO TOULOUSE
18 chemin de la Violette
31240 L'UNION
magasin.toulouse@techmo.fr
05 61 61 34 35
05 61 61 34 44

TECHMO BORDEAUX
9 rue Laplace
33700 MERIGNAC
magasin.toulouse@techmo.fr
05 61 61 34 35
05 61 61 34 44

SATECH
28 rue Alain Gerbault
72100 LE MANS
magasin@satech.fr
02 43 40 05 05
02 43 40 00 99